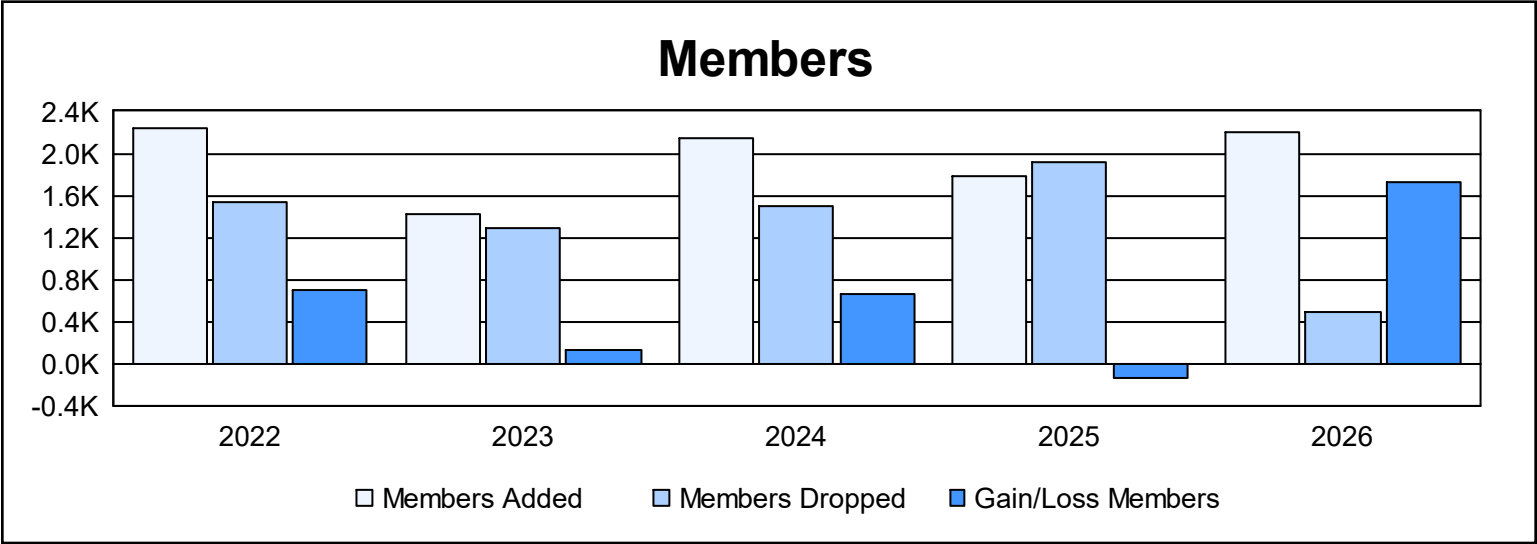
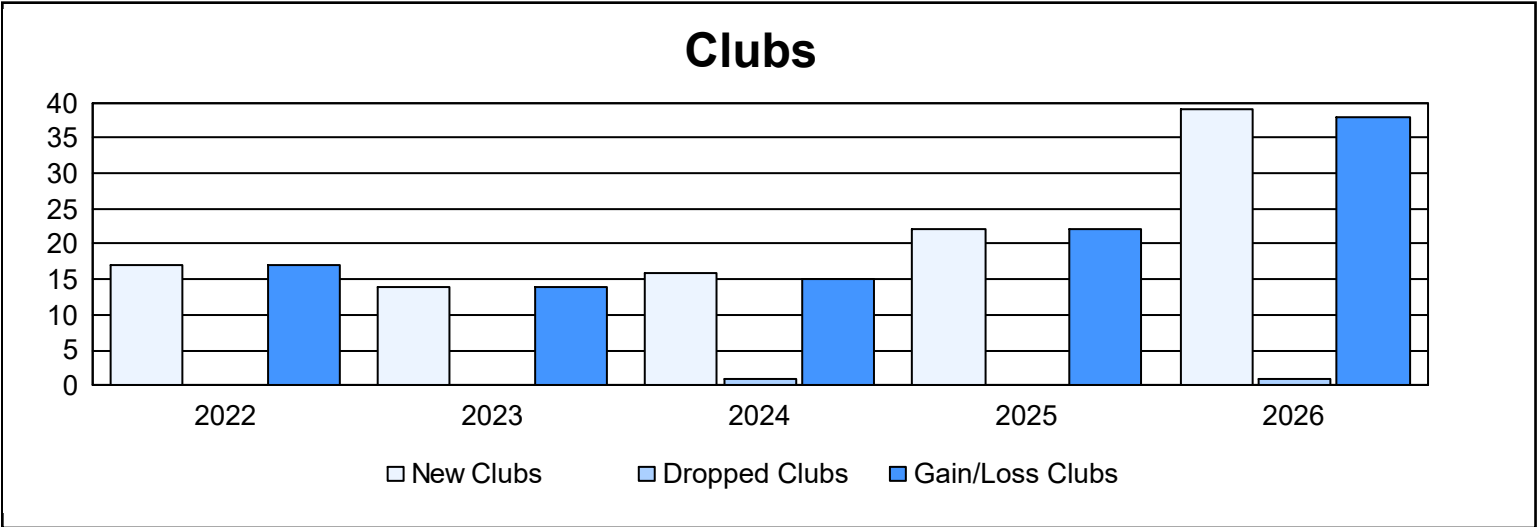
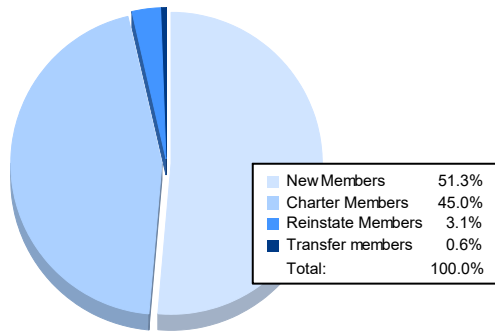


Year	New Clubs	Dropped Clubs	Gain/ Loss Clubs	New Members	Charter Members	Reinstate Members	Transfer Members	Total Member Added	Total Members Dropped	Gain/ Loss Members
2021-2022	17	0	17	1,577	544	67	45	2,233	1,541	692
2022-2023	14	0	14	939	382	74	22	1,417	1,292	125
2023-2024	16	1	15	1,484	548	50	58	2,140	1,488	652
2024-2025	22	0	22	1,046	531	135	65	1,777	1,913	-136
2025-2026	39	1	38	1,133	994	68	14	2,209	487	1,722
Average	22	0	21	1,236	600	79	41	1,955	1,344	611



Membership Composition January 2026 Cumulative



Gender Composition January 2026 Cumulative

